

LUCAS COUNTY, OHIO DATA DRIVEN DECISION MAKING

Safety + Justice Challenge

Safety + Justice Challenge – What is It?

- The Safety and Justice Challenge is an initiative to reduce over-incarceration by changing the way America thinks about and uses jails.
- The Safety and Justice Challenge is supporting a network of competitively selected local jurisdictions committed to finding ways to safely reduce jail incarceration.
- The initiative—an initial five-year, \$100 million investment by the John D. and Catherine T. MacArthur Foundation—features a competition to help jurisdictions across the country create fairer, more effective local justice systems.

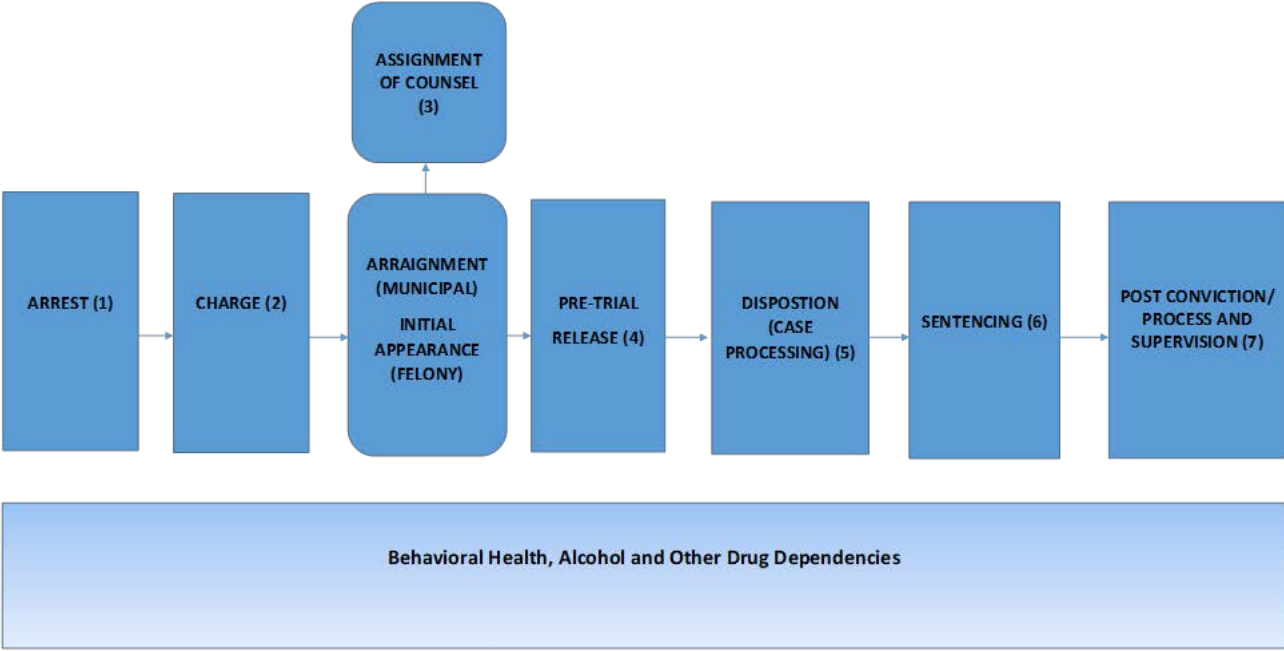
Competition

- 20 sites selected for the planning phase
 - Nine months to develop an Implementation plan.
- 10 sites were selected as core sites. 10 sites remained as partner sites.
 - Core sites received significant funding to implement the proposed strategies.
 - Lucas County was selected as a Core Site. Lucas County received an award of \$1,760,000 for 2 years.

Lucas County's Challenge

- Reduce local pre- and post-sentence jail population by **15% - 18%**
- Improve community safety
- Address racial and ethnic disparities

Lucas County Criminal Justice System



Lucas County Reform Strategies

- One – Pre-Arrest Deflection
- Two - Managing Based on Risk
- Three – Population Review Team
- Four – Diversion of Underserved Populations
- Five – Coordinated Probation Practices

Strategy One: Pre-Arrest Deflection

- Provide law enforcement with additional tools that will promote the deflection of appropriate offenses:
 - Training
 - 889 officers were trained in community-police relations through 2016
 - 169 officers/dispatchers were trained in crisis intervention through 2016 (CIT Officers)
 - Enhanced opportunities
 - Deflection curriculum for targeted offenses is being developed by the Center for Court Innovation
 - Eligible offenses: drug possession, disorderly conduct, and obstructing official business (first time and repeat offenders)

Strategy Two: Managing Based on Risk



Pretrial: **Public Safety Assessment (PSA)**

Assess Risk

Post-conviction: **Community Supervision Tool (CST)**



Supervise and Monitor

Case Management By Risk

Judicial Decision



Mitigate Risk



GPS Electronic Monitoring

Strategy Two: Managing Based on Risk

- Availability to judges of real-time local jail bed usage, electronic monitoring resource availability, pretrial release resource availability and communication of ORAS-CST scores for incarcerated individuals at CCNO
- **4,158** days of GPS electronic monitoring instead of incarceration through March 30, 2017, representing incarceration costs of **\$299,958**
- Implementation of differentiated levels of pretrial bond supervision to better address high needs and avoid re-incarceration of individuals
- Development of a Digital Data Dashboards

DIGITAL DATA DASHBOARDS

- PSA Dashboard
- Jail Population Management Dashboard
- Electronic Monitoring Unit Dashboard

Courtroom 4

Search:

Showing 1 to 25 of 25 entries

Booking Number	RID	Name	
LCCC0886526	16504973	[REDACTED]	View PSA
LCCC0886545	47172290	[REDACTED]	View PSA
LCCC0886536	55745543	[REDACTED]	View PSA
LCCC0886510	56955947	[REDACTED]	View PSA
LCCC0886493	56795944	[REDACTED]	View PSA
LCCC0886553	47057694	[REDACTED]	View PSA
LCCC0886479	55321313	[REDACTED]	View PSA
LCCC0886540	57513048	[REDACTED]	View PSA
LCCC0886506	55272328	[REDACTED]	View PSA
LCCC0886551	48143187	[REDACTED]	View PSA
LCCC0886468	56953565	[REDACTED]	View PSA
LCCC0886395	45821796	[REDACTED]	View PSA
LCCC0886547	56130565	[REDACTED]	View PSA
LCCC0886537	38888939	[REDACTED]	View PSA
LCCC0886503	55227751	[REDACTED]	View PSA

Lucas County Common Pleas Court CCNO Inmate Population Occupancy

Judge

- (All)
- BATES, JAMES
- COOK, GARY
- COOK, STACY
- DUHART, MYRON
- ENGLISH, IAN
- FRANKS, RUTH ANN
- GOULDING, MICHAEL
- JENNINGS, LINDA
- MANDROS, DEAN
- Unspecified
- ZMUDA, GENE

Expected Release

- (All)
- Not Recorded
- 0 - 7 Days
- 7 - 30 Days
- 30 - 60 Days
- Over 60 Days
- Past Release

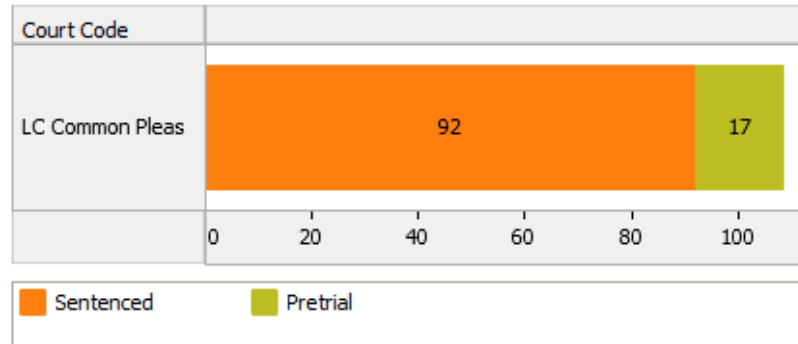
Sentence Status

- (All)
- Future Commitment
- Not Recorded
- Pretrial
- Sentenced

Bed Count LC Common Pleas
Last Update: 9/11/2017 9:01:34 AM

Beds Available	Beds Occupied	Bed Max - Lucas	Bed Capacity
23.00	100.00	123	81.30%

Inmate Count: All



Inmate List

Offender	Violation-Case	Start Date	Out Date	Days Served	ORAS Score	Judge
	F4 - MAKING FALSE ALARMS LAW ENFORCEMENT AGENCY: CR.201701409000	6/26/2017	10/24/2017	76.39	2	FRANKS, RUTH ANN
	M1 - POSSESSING DRUG ABUSE INSTRUMENTS/SYRING: CR.201602388-000	4/4/2017	09/20/2017	159.01	13	BATES, JAMES
	F4 - AGGRAVATED TRESPASS: CR.171846	8/29/2017	11/01/2017	12.06	20	ZMUDA, GENE
	F4 - RECEIVING STOLEN PROPERTY RETAIN OR DISPOSE OF PROPERTY OBTA: CR.171846	8/29/2017	11/01/2017	12.06	20	ZMUDA, GENE
	F3 - ATTEMPT TO COMMIT AN OFFENSE: CR.201601278-000	6/15/2017	12/06/2017	87.3	27	COOK, STACY
	F4 - BURGLARY - TRESPASS IN A PERMANENT OR TEMPORARY HABITATION OF: CR.201701539000	8/30/2017	09/29/2017	11.41	19	COOK, GARY
	F5 - BREAKING & ENTERING: CR.172312	Null	Null	Null	39	Unspecified
	M1 - ATTEMPT TO COMMIT AN OFFENSE: CR.201402002000	5/16/2017	11/11/2017	117.37	22	FRANKS, RUTH ANN
	M1 - ATTEMPT TO COMMIT AN OFFENSE: CR.201601093000	9/8/2017	03/07/2018	2.6	Null	Unspecified

Electronic Monitoring Units - MacArthur

Allocated MacArthur Units	Judge	
38	COOK, GARY	8
	DUHART, MYRON	4
	ENGLISH, IAN	13
	GOULDING, MICHAEL	1
	MANDROS, DEAN	4
	ZMUDA, GENE	8
	Total In Use	

Electronic Monitoring Units - County

Allocated County Units	Judge	
100	COOK, GARY	11
	COOK, STACY	21
	DUHART, MYRON	9
	ENGLISH, IAN	10
	FRANKS, RUTH ANN	2
	GOULDING, MICHAEL	4
	JENNINGS, LINDA	12
	MANDROS, DEAN	11
ZMUDA, GENE	11	
Total In Use		91

Judge

- (All)
- COOK, GARY
- COOK, STACY
- DUHART, MYRON
- ENGLISH, IAN
- GOULDING, MICHAEL
- MANDROS, DEAN
- ZMUDA, GENE

EMU Type

- (All)
- County
- MacArthur

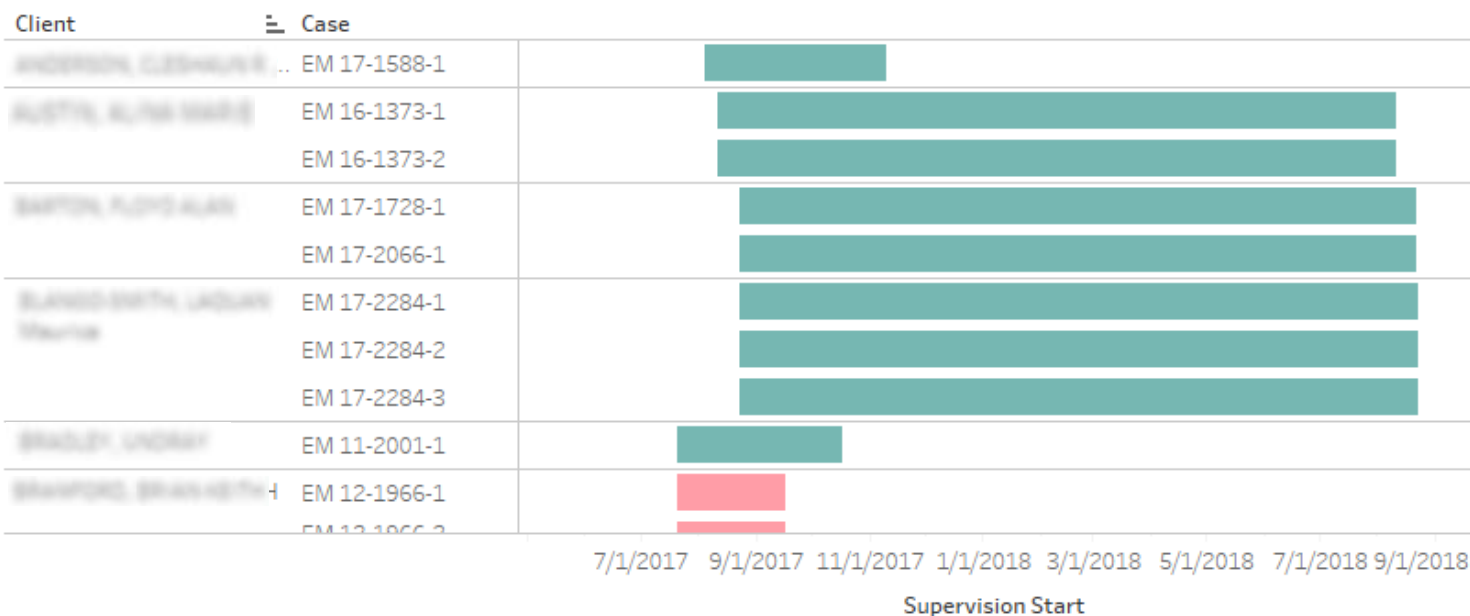
Supervision End Range

- (All)
- 0 - 7 Days
- 7 - 30 Days
- 30 - 60 Days
- Over 60 Days
- Past Release

Supervision End Range

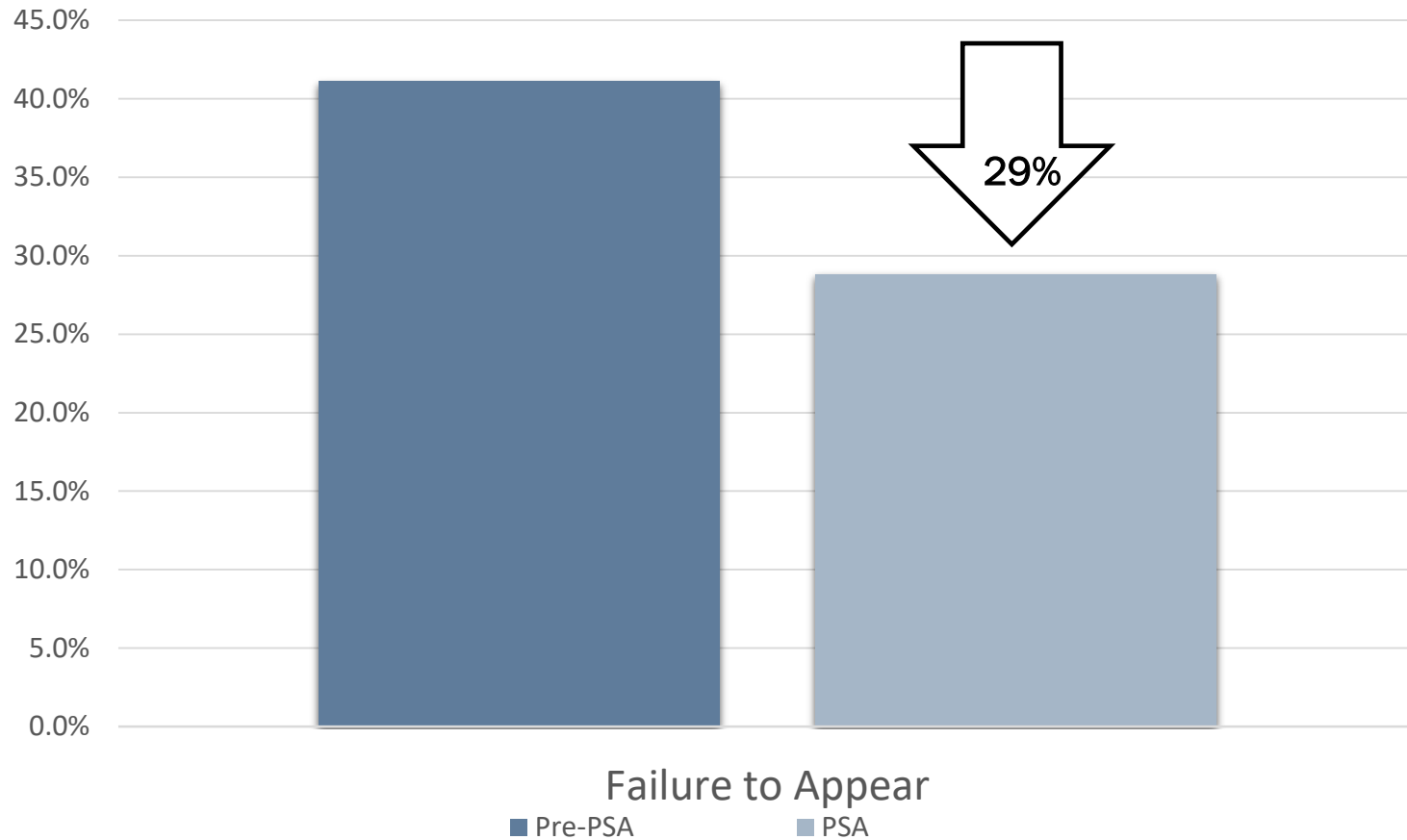
- 0 - 7 Days
- 7 - 30 Days
- 30 - 60 Days
- Over 60 Days

EMU Client Schedules



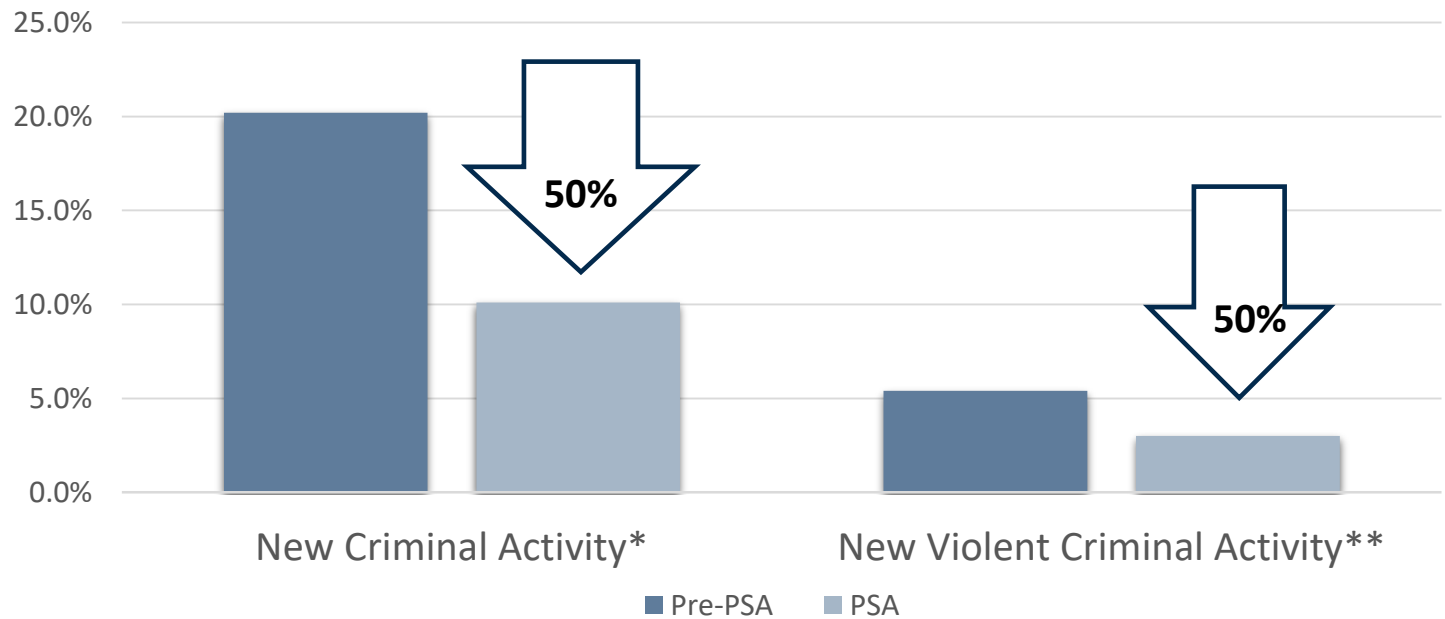
Pretrial Failure to Appear Reduction

Public Safety Assessment (PSA) Data Results for 2015 (1st year)



Pretrial Recidivism Reduction

Public Safety Assessment (PSA) Data Results for 2015 (1st year)



*NCA measured by new booking into LCCC for a misdemeanor or felony offense

**NVCA measured by new booking into LCCC for a violent offense

Pretrial Release Rate Increase

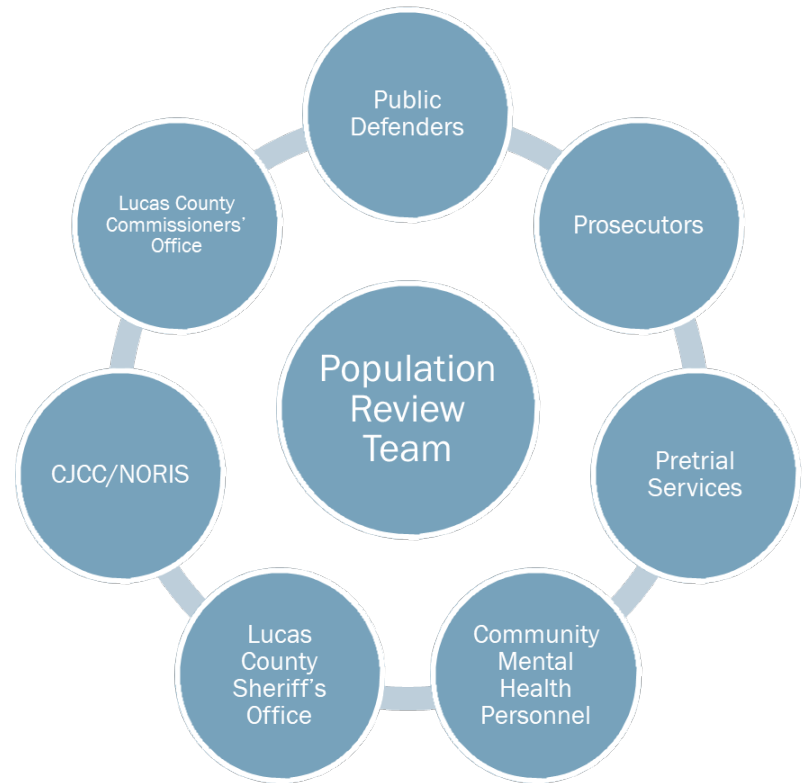
Public Safety Assessment (PSA) Data Results for 2015 (1st year)

Pre-PSA			PSA		
Release Category	Bookings	Pct	Release Category	Bookings	Pct
Federal Court Order	23367	38.4%	Federal Court Order	734	4.3%
Bond Posted	9123	15.0%	Bond Posted	3359	19.8%
OR	2794	4.6%	OR	1764	10.4%
Monitored OR	414	0.7%	Monitored OR	454	2.7%
Supervised OR	5527	9.1%	Supervised OR	2488	14.7%
Transferred	3225	5.3%	Transferred	896	5.3%
Case Disposed	14897	24.5%	Case Disposed	6641	39.2%
Other	1517	2.5%	Other	569	3.4%
	60,864			16,905	

- % of defendants released on some form of OR bond (OR, MOR, SOR) nearly doubled: 14.4% Pre-PSA to 27.8% with PSA
- % of defendants who were able to post bond and were released increased from 15.0% Pre-PSA to 19.8% with PSA

Strategy Three: Population Review Team

- Team of prosecutors, public defenders, pretrial services staff, community mental health personnel, and corrections representatives
- Conduct weekly reviews of the pretrial jail population to identify individuals who are suitable for expedited case resolution or bond modification
- Provide recommendations to judges for bond modification
- **1,166** total bed days saved in 2016, **999** bed days saved in 2017 (January – July)



Strategy 4: Diversion of Underserved Populations

- Deflection program will also be available for cases filed (obstruction, disorderly, possession) at Toledo Municipal Court
- Procedural Justice Training for all court staff
- Elimination of barriers for County diversion program

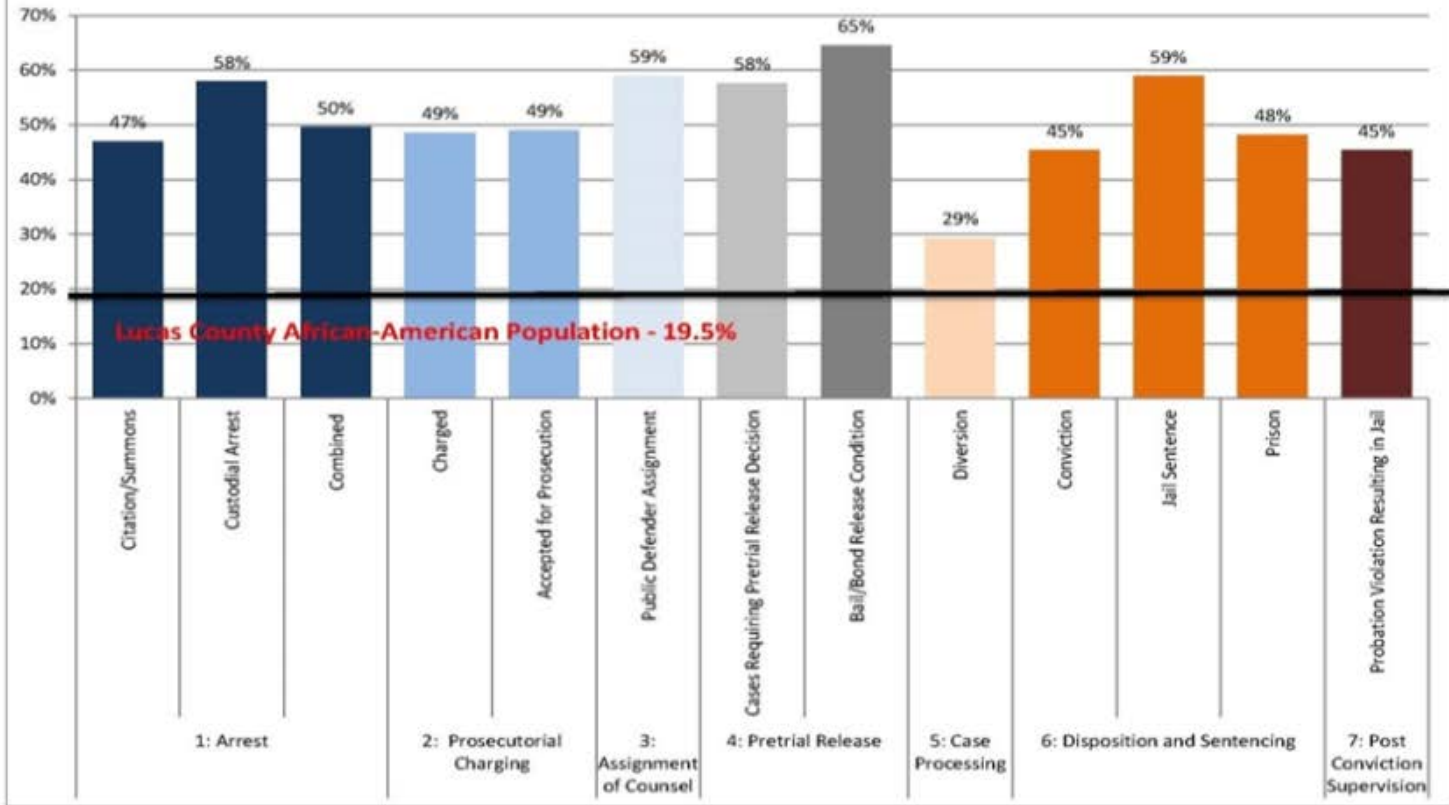
Strategy Five: Coordinated Probation Practices

- Lucas County maintains five independent adult probation authorities serving each of the five independent criminal courts of Lucas County (county felony court and four municipal misdemeanor courts).
- Operating policies and procedures for the supervision of offenders on probation are not currently unified amongst the probation authorities.
- The five probation authorities do not coordinate probation supervision and case management for concurrent offenders (offenders serving probation in more than one court).
- This results in offenders reporting to multiple probation officers with conditions of probation which may be duplicative and/or conflict in standards and time obligations.
- Hiring a coordinator to facilitate coordinated probation.

Key Findings

- African Americans represent 58% of the custodially arrested population of Lucas County while they represent only 19% of the Lucas County's general population.
 - In 2014, an African-American was 6.65 times more likely to be arrested than a Caucasian.
- The rate of African American representation is relatively constant in all other points of the criminal justice system, except diversion.
- African Americans represent 58% of the custodially arrested population , but only represent 29% of the diversions.
 - This means African Americans are booked at a greater rate and they are less likely to be diverted out of the system at some point.
- It became evident that any initiatives that focused on racial and ethnic disparities need to focus on arrest and diversion.

Representation of African-Americans in the Lucas County Justice System by Decision Point (Average: 2010 - 2014)



Key Findings

- Toledo Municipal Court is the largest volume court in the Lucas County representing 92% of cases in Lucas County in 2014.
- Looked at the top 10 offenses in Toledo Municipal Court. The top 10 offenses were grouped in the following categories: drug, disorderly conduct, assault, petty theft, resisting arrest, obstructing justice, and nuisance.

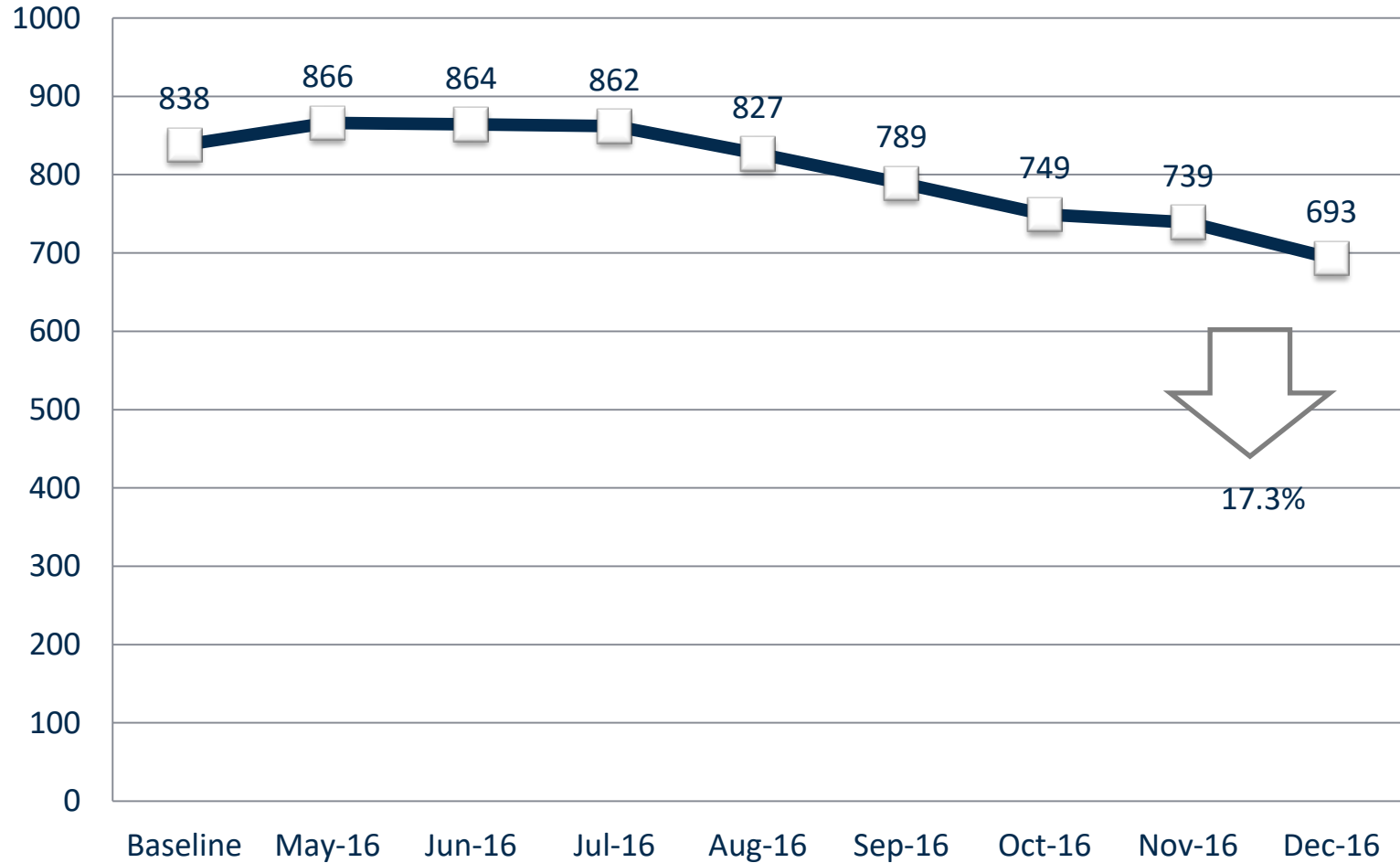
Key Findings

- This led to further review of the jail booking data.
 - 20% of county jail bookings in 2014 had the non-violent misdemeanor charges of drug possession, disorderly conduct and obstructing official business as the most severe charge.
 - 57% of those bookings were African-Americans (this mirrors the racial composition of overall bookings)

Key Findings

- This led to further review of the jail booking data.
 - 20% of county jail bookings in 2014 had the non-violent misdemeanor charges of drug possession, disorderly conduct and obstructing official business as the most severe charge.
 - 57% of those bookings were African-Americans (this mirrors the racial composition of overall bookings)

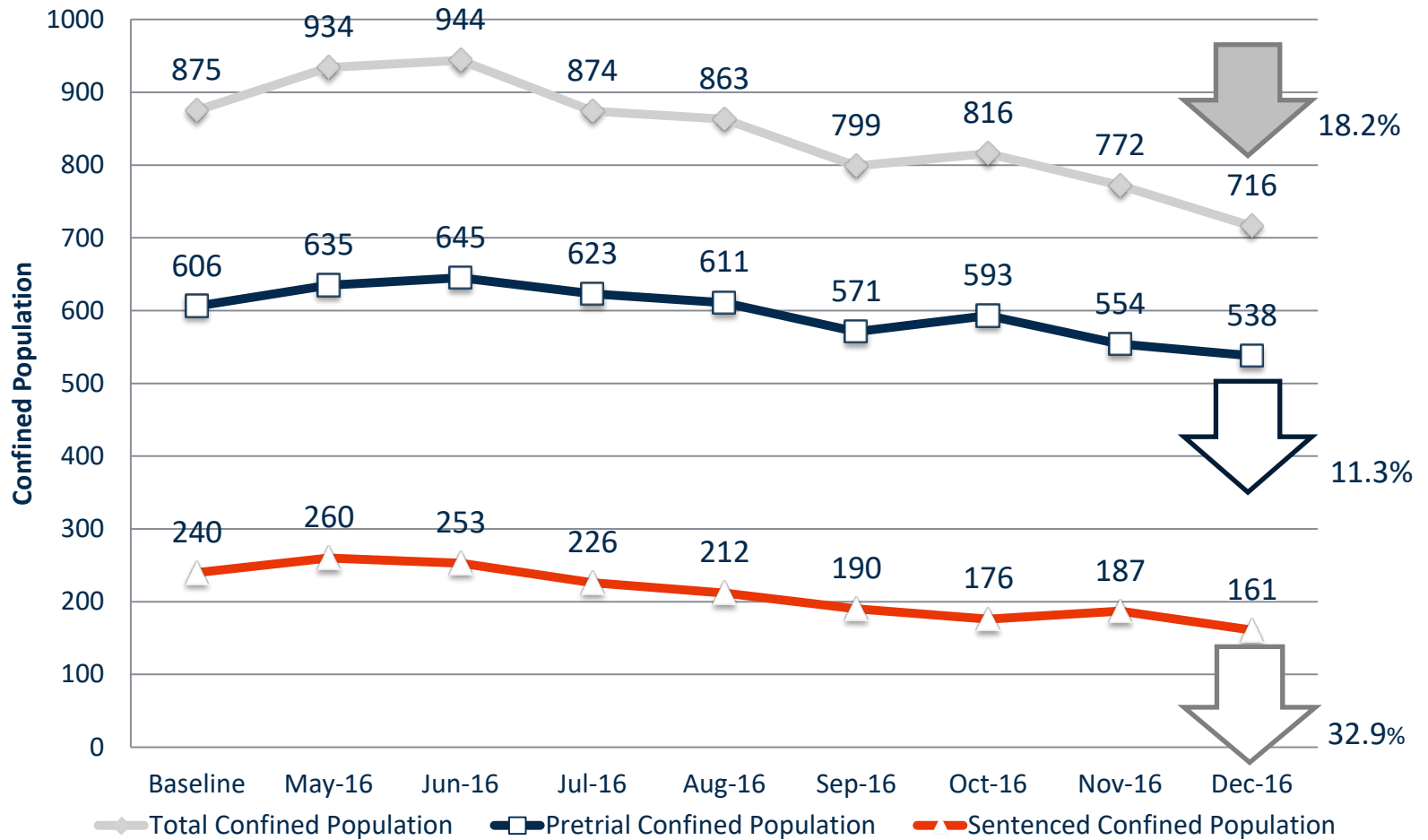
Lucas County Average Daily Confined Population by Month (Baseline - December 2016)



SAFETY + JUSTICE CHALLENGE

Year One Results

Lucas County Snapshot of Confined Population on the Last Day of the Month (Baseline - 2016)



Lucas County: One Year Results

- Total incarcerated population reduction: 18%
- Failure to appear reduction: 29 %
- Pretrial recidivism reduction: 50%
- 4,158 bed days saved

Conclusions and Looking Ahead

- Decline in new criminal activity = improved public safety
- Reform initiatives = just and equitable community and individual outcomes
- Community Partners = Safety + Justice

OTHER DATA-DRIVEN INITIATIVES

Data Driven Justice

Research Network on Misdemeanor Justice

Stepping Up Initiative

Contact Information

- CJCC (www.lucascountycjcc.org)
One Government Center, Suite 1720
Toledo, OH 43604
- Twitter:
@CJCCToledo
@NORIStoledo
- Holly Matthews, Executive Director
 - (P) 567.200.6828
 - E-mail – holly.matthews@noris.org

Source: 2016 Lucas County SJC Annual Report

Thank You



SafetyAndJusticeChallenge.org